

Forum Application - Site design

Overview

This poster presents design diagrams of structure web forum application. These diagrams visualize web-pages (white boxes) with its controls like buttons (blue circles), list of items (group of horizontal gray lines), input controls (yellow boxes), and static text areas (gray boxes). The diagrams also contains link references (as oriented curved lines). These references can be viewed as a path of "user walk" through the forum application. Note that comments of a web-page is placed just below the web-page.

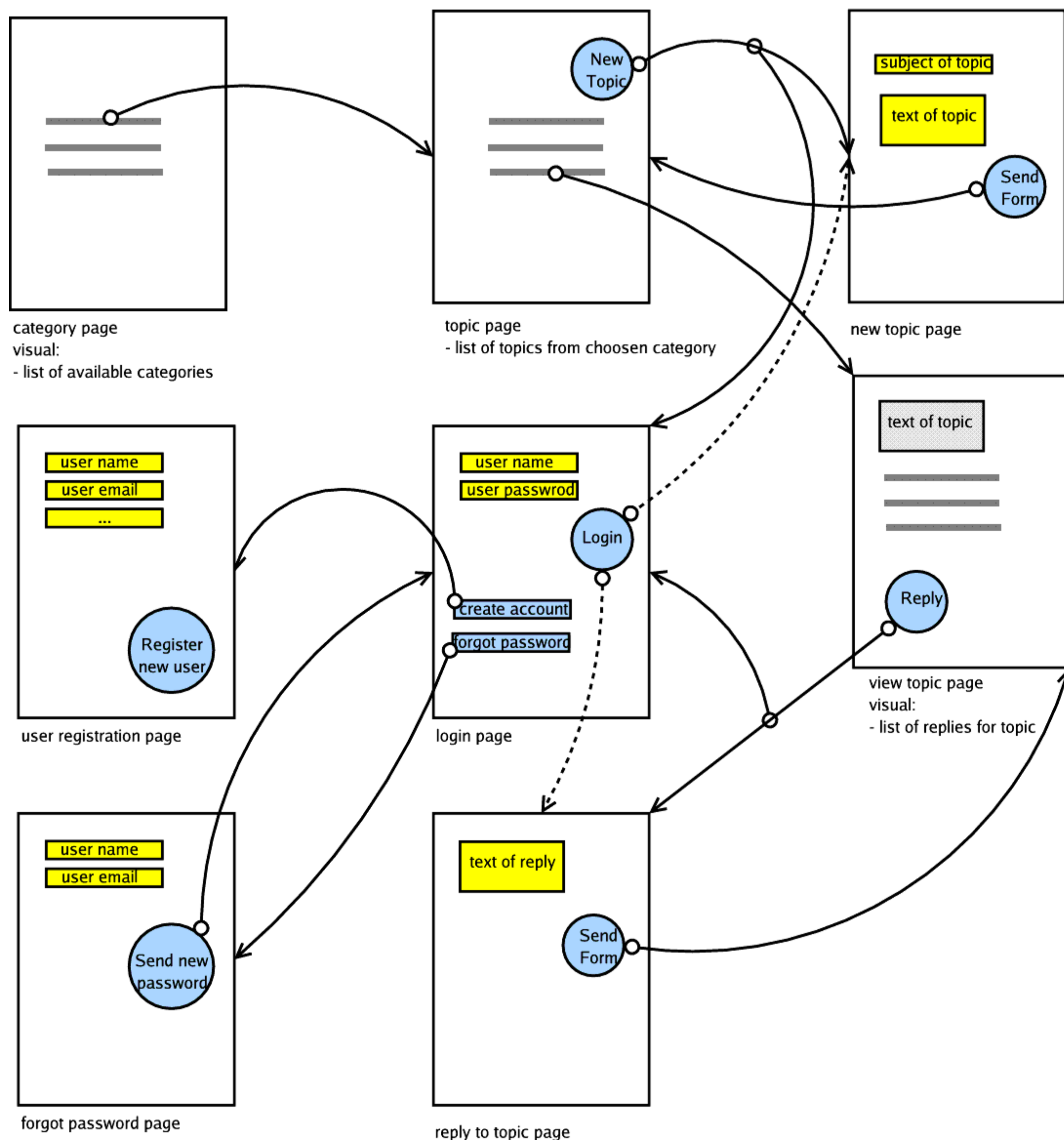
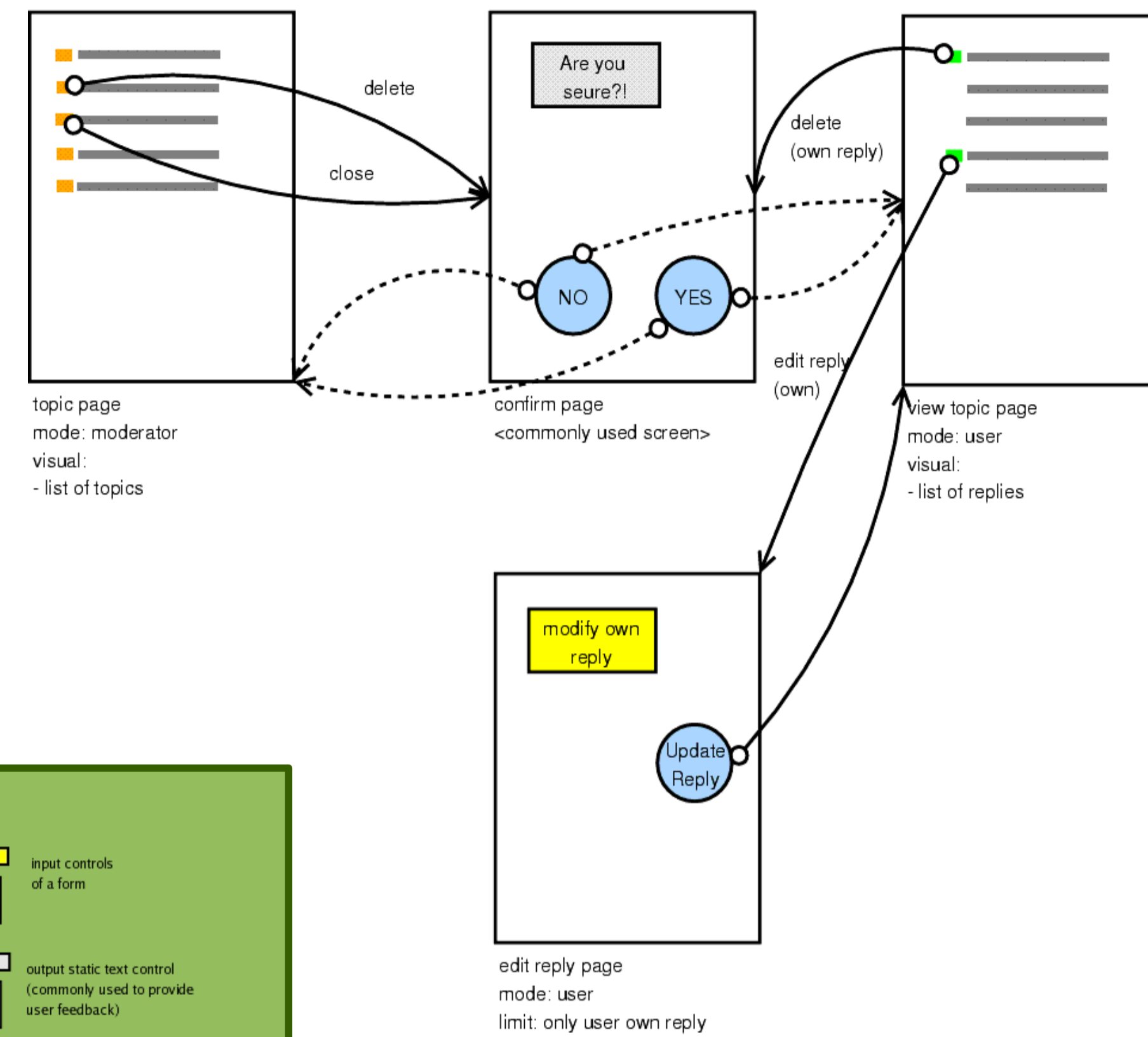
Instead of having one huge diagram, we decided to split into three parts:

- First part is called *Basic Site design* and its focus is on basic usage of forum software.
- Second diagram is called *Advance user design* and visualize some operations, that can be performed by user on his own replies in reply list (indicated by small green boxes in a list), or by moderator on topics of his own category.
- And finally the third part visualize operations of administrator. This diagram is called *Administration mode design*.

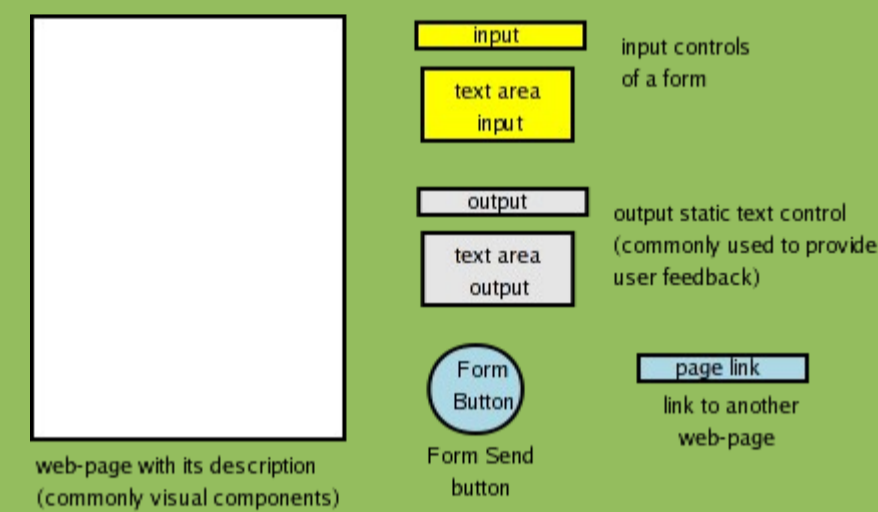
User roles

Actors of our application are divided into three categories, depending on their privileges. Note that user from successive category has also privileges of previous category.

- *Basic User* – this user is common forum user. He can go through topics, read its replies and post his own replies. He also can modify or delete his reply.
- *Moderator* – can maintain his category of topics. He can close topic (so everybody can read topic text and all replies to it, but nobody can post another reply to a closed topic), or event delete it (so nobody can even read topic text and replies to it).
- *Administrator* – maintains topic categories, and users and their privileges.




Controls



Advanced controls

In these diagrams are used some advanced controls to provide user more comfortable workspace.



This is hint informing administrator that some category of topics has not assigned moderator.



This is component where user can select one or more user. For this purpose are there to lists of user one for selected and one for user that aren't selected.



This represents list of replies. Replies that posted current user can be modified or deleted.



This represents list of items (categories or users) with links to operations on these items.

